



# East Herts Council - Gender Pay Gap Report 2024

Published February 2025



 @Eastherts

 EastHertsDC

 easthertscouncil

01279 655261

[www.eastherts.gov.uk](http://www.eastherts.gov.uk)



## Introduction

In 2017 the government introduced legislation that made it statutory for organisations with 250 or more employees to report on their gender pay gap by 30 March 2018 and annually thereafter. East Herts Council published its first gender pay gap report in March 2018.

The gender pay gap is a measure of the difference between men's and women's average earnings across an organisation. It is expressed as a percentage of men's earnings.

The data the Council is required to provide includes mean and median pay gaps; mean and median bonus gaps; the proportion of male and female employees who received bonuses; and the proportion of male and female employees in each pay quartile.

The gender pay gap is different from equal pay. Equal pay deals with the pay differences between men and women who carry out the same jobs, similar jobs or work of equal value. It is unlawful to pay people unequally because they are a man or a woman.

This is East Herts Council's report for the required snapshot date of 31 March 2024.

The figures set out in this report have been calculated using the standard methodologies used in the Equality Act 2010 (Gender Pay Gap Information) Regulations 2017.

## Review of action plan

### We said we would:

- Continue to ensure that all staff complete the equality and diversity module as part of the mandatory e-learning training programme. Offer further equalities-based training as identified by annual training needs analysis undertaken by the HR and OD Service Manager

### Our progress:

- 82% of staff completed the equality and diversity module as part of the mandatory e-learning training programme in 2024. The deadline for the PDR review has been extended to 2024/2025 due to changes in the process and leadership. The TNA will be reviewed once it is completed. The Worker Protection (Amendment of Equality Act) Act 2023, implemented in October 2024, focuses on active measures to prevent sexual harassment. Additionally, a new mandatory e-learning will be introduced starting in December 2024. Further training to enhance equality awareness is being commissioned for all staff in the council.

### We said we would:

- The question of blind CVs will be explored as we reprocure the ATS through our procurement framework.

**Our progress:**

- We have procured a new Applicant Tracking System (ATS) from a company called Tribepad. The system is due to go live very shortly but the name blinding of CVs needs to be tested to ensure we are satisfied no data is lost as a result of the parsing technology before we can switch this function on. This will be in Phase 2 of the implementation and should be completed by April 2025.

**We said we would:**

- Each interview panel chair to continue to give consideration to the diversity of the interview panel and where possible try to ensure the panel is diverse. Where this is not possible try to ensure that other elements of the panel show staff diversity, for example ‘meet the team’ sessions to demonstrate the diversity at East Herts and to appear as welcoming as possible to applicants of all backgrounds.

**Our progress:**

- The HR team have been encouraging managers to try to ensure that interview panels are as diverse as possible and some ‘meet the team’ sessions have taken place. Ultimately some teams are limited in terms of how diverse they are so it is not always possible to demonstrate a full range of diversity in every recruitment process.

## Gender Pay Gap Analysis

### Mean and Median Gender Pay Gap Figures

Table 1.0 shows that the Council’s mean gender pay gap is 13% and the median gender pay gap is 9%. Table 2.0 shows that there is no bonus pay gap as the Council does not make bonus payments.

Table 1.0 Gender pay gap

	Gender pay gap 2024	Gender pay gap 2023	+/- percentage points
Mean (Average)	13%	16%	-3%
Median (Middle)	9%	19%	-10%

The gender pay gap is a measure of the difference between men’s and women’s average earnings across an organisation. It is expressed as a percentage of men’s earnings.

Table 2.0 Gender bonus gap

	Gender bonus gap 2021	Gender bonus gap 2020
Mean (Average)	0%	0%
Median (Middle)	0%	0%

Table 3.0 Proportion of employees receiving a bonus

Proportion of employees receiving a bonus	
Men	0%
Women	0%

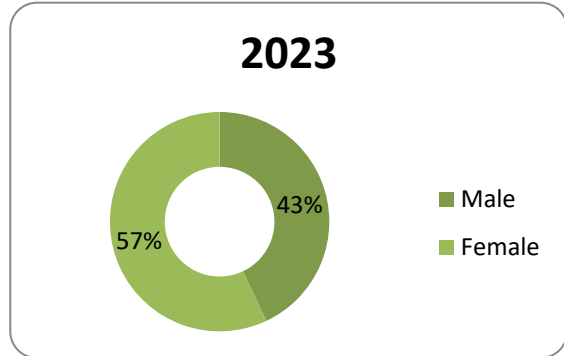
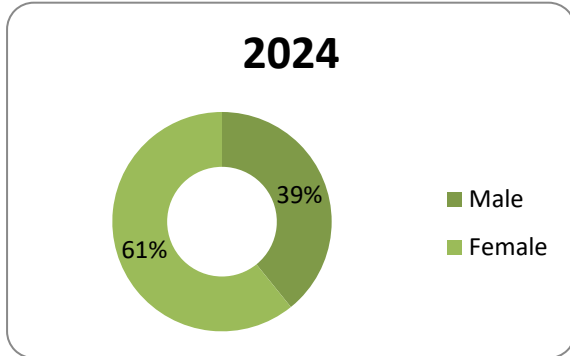
Both the mean and median gender pay gaps at the council have reduced this year. The mean gender pay gap has dropped by 3 percentage points and the median gender pay gap reduced by 10 percentage points, when compared to 2023. The Council’s overall headcount has reduced by 1 since 31 March 2023 (from 298 headcount last year to 297 this year). The number of male employees has increased by 10 (83 to 93) and the number of female employees has reduced by 11 (215 to 204). The distribution of males and females across the pay grades has also changed slightly; there are 3 less males and 2 more females in Q1, 9 more males in Q2 and 9 less female, 3 more males in Q3 and 4 less female, and 1 more male in Q4. Having more males in the lower quartiles and having 2 more females in Q1 has had the effect of reducing the mean pay gap.

The median figure represents the ‘typical’ man or woman (i.e. the man/woman in the middle of the male/female pay range) and the gap is due to the greater proportion of men in the upper pay quartiles compared with lower pay quartiles, and a greater proportion of women in the lower pay quartiles compared with the upper pay quartiles. This year the gap has reduced because there are more men in the lower pay quartiles and more female in the higher quartiles than last year. This means the middle value for males has moved down and the middle value for females has moved up, thus reducing the gap.

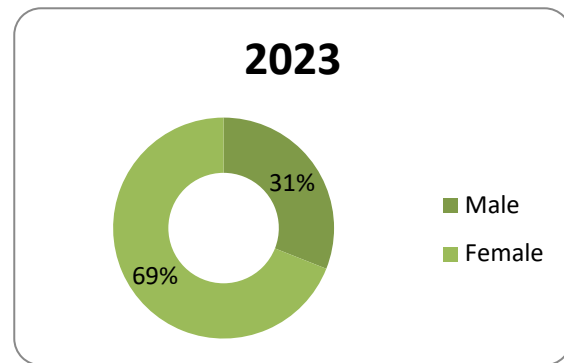
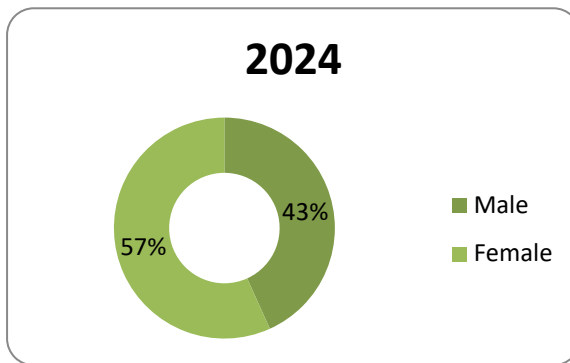
The Council is committed to the principle of equal opportunities and equal treatment for all employees. We have a clear policy of paying employees equally for the same or equivalent work, regardless of their sex (or any other protected characteristic). As such, we have a pay and grading structure agreed with Unison; have a published pay policy statement and evaluate all jobs using the HAY job evaluation method. The Council is confident that its gender pay gap does not stem from paying men and women differently for the same or equivalent work.

# Pay quartiles

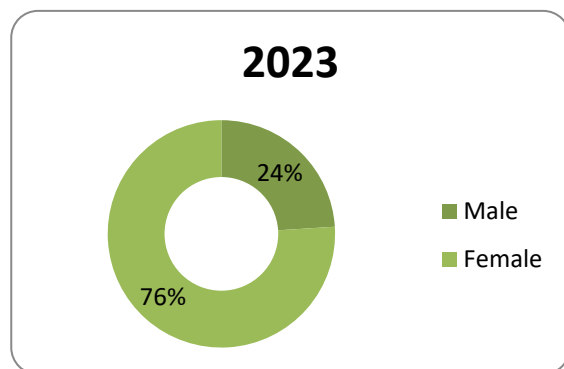
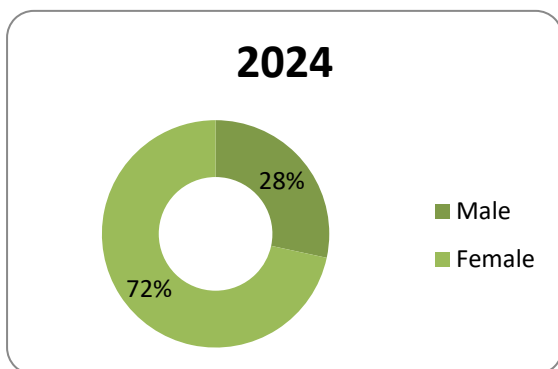
## Quartile 1 (upper quartile)



## Quartile 2 (upper middle quartile)



## Quartile 3 (lower middle quartile)



## Quartile 4 (lower quartile)

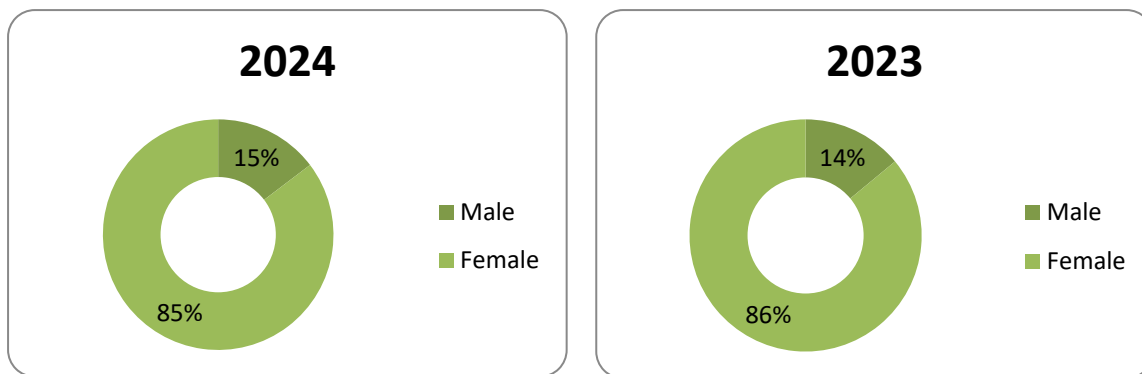


Figure 1.0 Pay quartiles by gender

Figure 1.0 above depicts pay quartiles by gender. This shows the Council’s workforce divided into four equal-sized groups based on hourly pay rates, with Q1 including the highest-paid 25% of employees (the upper quartile) and Q4 covering the lowest-paid 25% (the lower quartile). In order for there to be no gender pay gap, there would need to be an equal ratio of men to women in each quartile.

The data shows that for Q1 the percentages of females has increased by 4 percentage points. For Q2 the percentage of males has increased by 12 percentage points. In Q3 the percentage of males has increased by 4 percentage points and in Q4 the percentage of males has increased by 1 percentage point.

As discussed above, the gender pay gap has reduced this year because there are more men in Q2 - 4 and more females in Q1 than last year. In order to reduce the gender pay gap further there would need to be further increases in the proportion of men in Q3 and Q4. The types of roles typically found in the Council in these quartiles tend to be customer facing or administrative in nature and currently are occupied predominately by women. The Council has outsourced services such as IT, Waste and Grounds Maintenance which are predominately male dominated areas of work. If these services remained in-house the proportion of male and female employees in the lower pay quartiles would be much more even

EHC has a good balance of male and females in senior positions compared to a lot of other organisations and are ambitious to do better across the board. We must be mindful of external factors that can impact this though and remain realistic about what we can achieve.

The Council is in an unusual position in that the gender pay gap is not due to fewer women working in more senior roles than men but because at the lower grades there is a much higher percentage of women than men. The Council remains committed to trying to reduce the gap but this is an ongoing challenge due to the gender dominance in certain occupation groups, as mentioned previously as well as the difficulty of trying to attract men into lower paid jobs to create more balance. The council will continue to promote diversity and continue to support flexible working in line with business needs, including ‘blended working’ which allows most staff to work 50% from home as well as continuing to support flexible working requests which can support caring

responsibilities which makes opportunities more attractive to women, but as stated the main issue is attracting men into our lower quartiles.

We have already taken forward several actions since the Council's first gender pay gap report in 2017 and will continue to build on these. Rather than create new actions, the actions below have been taken from the general equalities action plan (published in August 2024) which already considered gender-based equality actions for the Council:

- Continue to ensure that all staff complete the equality and diversity module as part of the mandatory e-learning training programme. Offer further equalities-based training as identified by annual training needs analysis.
- To work with the new ATS provider regarding the reporting options with the aim of getting equalities data at the shortlisting stage.
- Continue to promote equalities-based events such as International Women's Day.
- The HR & OD Service manager is developing a strategy to further leverage our apprenticeship levy pot to grow our own approach with professional training and the development of officers into specialists or aspirant leaders. This will address both skills gaps and some equity gaps in the workforce.

## Statement

I, Helen Standen, Chief Executive of East Herts Council, confirm that the information in this statement is accurate.

Signed

Date: